

LAKEEZE.COM

LakeEZE[®]

BY KROEGER MARINE

Dock Accessories Catalog



HAND-CRAFTED, AMERICAN MADE
Built for Life on the Water





Ladder®



Ladder® Patent #987,118

The next generation LakeEze® Ladder® brings modern **design**, **customization**, and **innovation** to the forefront of lakeside accessories.




5 or 6 Step
versions



Steps are available in Cool Gray, Espresso Brown, Navy Blue, and Seafoam

For additional options visit LakeEze.com



Single
handrail
(right or left)

Double
handrails

Key Features:

- 1 Exclusive **patented** design provides easier, safer access to and from dock
- 2 With a 42 degree **gentle slope**, it has the same rise and run as the stairs in your home
- 3 Tall grab rail with tall side hoops for added stability
- 4 Reversible ladder handrail side with the option to have one or two handrails
- 5 Stable sitting surface in the water with 350 lb (5-Step), 300 lbs (6-Step) weight capacity- load cycle tested 28,000+ times with no failures
- 6 High-quality aluminum ladder and handrail design with stainless steel hardware and brass nuts, all rust-resistant
- 7 **EzePull Technology** allows the ladder to easily rotate into the stowed position with minimal effort requiring only 40 lbs of pull force for a 5-Step, 60 lbs of pull force for a 6-Step and is rated for 10,000+ cycles
- 8 Ladder mounting ties into frame or spans many boards to prevent damage to decking
- 9 Steps are made of high strength glass-filled nylon with a gentle, non-skid surface, perforated to reduce drag, making lifting easier, and come in a variety of UV resistant colors
- 10 Easy to follow installation instructions
- 11 Ideal for **all ages** and furry friends

Dimensions:

- **32"** wide from outside of dock handrails
- Ladder width of **27 ½"**
- Tread depth of **11 3/4"** with **1 3/8"** of overlap
- Riser height of **9 1/2"**

OPTIONS:

5-Step Version:

- **86"** tall at the peak of its rotation
- Bottom step is **44 3/8"** below the deck height

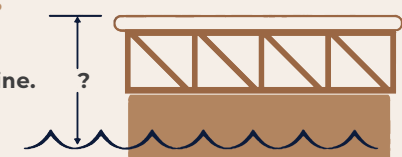
6-Step Version:

- **101"** tall at the peak of its rotation
- Bottom step is **53 7/8"** below the deck height


HOW MANY STEPS DO I NEED?

Measure the distance from the top of your dock to the water line.

- **5 Step:** Less than **19"**
- **6 Step:** **19"** and greater



For more information visit LakeEze.com



SCAN FOR INSTALL GUIDE



SCAN FOR VIDEO

LAKEEZE.COM



Stow & Go®



Stow & Go® Patent #9,592,893

Our exclusive, patented LakeEze® Stow & Go® is a **dockside storage** and **launch system** for kayaks that makes accessing your kayak much **safer** and more **enjoyable**.



Key Features:

- 1 Provides quick, safe, and easy access to your kayak from your dock
- 2 Winch allows for the unit to be easily raised and lowered in and out of the water.
- 3 **Reversible Hoop** allows for the system to be easily set up for landward or lakeward entry
- 4 Step design allows for a **steady platform** for getting in and out of the kayak dockside
- 5 Hoop also functions as a grabrail for additional stability when entering and exiting
- 6 **Angled storage** prevents rain collection
- 7 System keeps kayak stored above the waterline
- 8 Stow & Go® system ties into dock frame or spans many deck boards to prevent damage to decking
- 9 **Patented**, high-quality aluminum design with stainless steel hardware and brass nuts, all rust-resistant
- 10 Maximum load capacity of 300 lbs
- 11 Ideal for **all ages**
- 12 Easy to follow installation instructions

Dimensions:

- Step size: **21 ½" x 12"** (width x depth)
- Overall bracket width: **approx. 27"**
- External hoop dimension: **40" x 24"**
- Internal hoop dimension: **36" x 20"**
- Accommodates kayaks/canoes/SUPs up to: **36" wide by approx. 17 ¾" waterline to bottom of full loop crossbar**
- Overall horizontal dimension deployed: **54"**
- Step can be adjusted for the step surface up to **18" below deck level** and waterlines **up to 26" below the deck**, in **1 1/2" increments**
- Max load limit: **300 lbs**

For more information visit LakeEze.com



SCAN FOR INSTALL GUIDE



SCAN FOR VIDEO

[LAKEEZE.COM](https://LakeEze.com)



Ramp Rack



Ramp Rack

Our exclusive LakeEze® Ramp Rack is a **storage rack** that makes storing your paddleboard, tube, or kayak **easy** and **convenient**. The frame is bent out of 3 pieces of 6063 T5 custom aluminum profile and is designed to hang **securely** over the railing of your dock's ramp.



Key Features:

- 1 Easy solution to dockside storage and de-cluttering
- 2 Allows for easier access to water toys
- 3 Provides storage options without sacrificing any deck space
- 4 Made with high-quality aluminum with stainless steel hardware, all rust-resistant
- 5 Provides the option of additional security of belongings
- 6 Design can accommodate a variety of water toys
- 7 Holds items up to 17.25" thick with a floor depth of 39.125"
- 8 No installation required, simply attach to ramp using the 2 hooks

Dimensions:

- **35"** width to support longer water toys such as paddleboards, kayaks, canoes, floating pads, etc.
- **39.125"** from the hanging point to the floor for a shorter reach to grab handles
- **17.25"** inside dimension "U-Hook" is wide enough to accommodate water toys such as tubes, floats, etc.

For more information visit LakeEze.com



SCAN FOR INSTALL GUIDE



SCAN FOR VIDEO

[LAKEEZE.COM](https://LakeEze.com)



Dock Box



Dock Box

Introducing our exclusive LakeEze® Dock Box, a **pinnacle of dockside storage luxury**. Crafted from **premium materials**, this lockable storage solution not only adds an element of beauty and elegance to your dock but also stands as a testament to **unrivaled durability and functionality**.



Key Features:



Secure, Lockable Storage

Discover our custom dock boxes, offering 24 cubic feet of secure, lockable storage. Say goodbye to clutter and keep your belongings safe and organized!



Customized to Match Your Style

Each of our dock boxes is custom-made and specifically tailored to match your preferences and existing dock aesthetics.

- ◆ Choose between our classic bare aluminum finish or our signature Burnished Slate powder-coated finish.
- ◆ Select from a variety of premium, maintenance-free decking options like Zuri or Fiberon, elevating not only durability, but also the aesthetics of your dock area.
- ◆ Each Dock Box comes with a Sunbrella padded cover, built to withstand fading and water, ensuring your items stay protected. Make it uniquely yours by choosing the cushion color that suits your style and dock aesthetics.



Built-in Bottle Opener

For added convenience, our dock boxes feature a built-in bottle opener - the perfect accessory for your dockside gatherings.

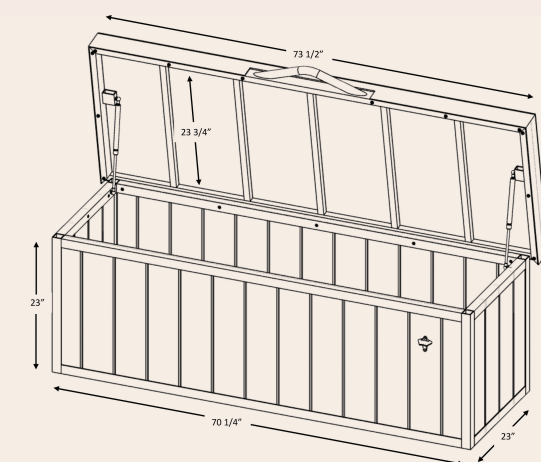
Dimensions:

Top Section:


- 73 1/2" x 26" x 23 3/4" height

Bottom Section:

- 70 1/4" x 23" x 23" height



For more information visit LakeEze.com



SCAN FOR INSTALL GUIDE

HAND-CRAFTED, AMERICAN MADE

Built for Life on the Water



*Lake***EZE**[®]

BY KROEGER MARINE

LAKEEZE.COM